

输出功率: 约0.5~5.0W
普通金属电刷马达/碳刷马达

典型应用: 电动玩具
无线控制模型
家用电器

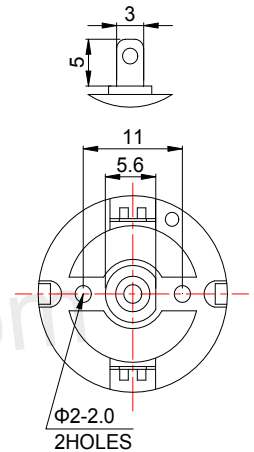
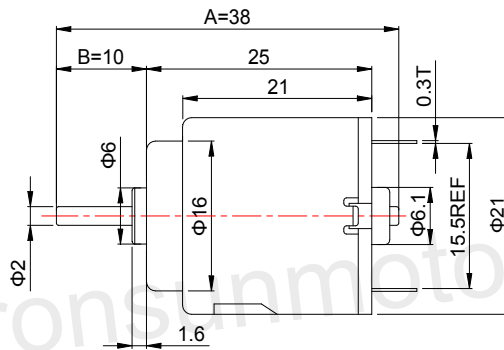
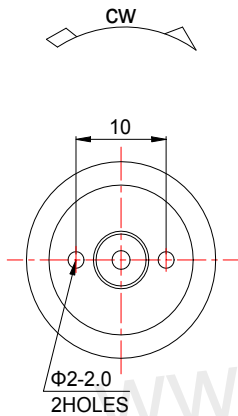
OUTPUT: APPROX 0.5~5.0W
Metal-brush Motors/Carbon-brush Motors

Typical Applications: Electric Toys
Wireless Control Model
Household Appliances

1. OUTLINE DRAWING:

UNIT:MM

DIRECTION OF ROTATION

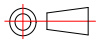


Customizable Parameters:

1. Length A and B
2. Electric Performance
3. Direction of Rotation
4. Eccentric Wheel is available

WEIGHT: 19g(Approx)

View:



2. MOTOR PERFORMANCE :

| MODEL | VOLTAGE | | NO LOAD | | AT MAXIMUM EFFICIENCY | | | | STALL | | | |
|----------------|-----------------|-----------|-----------|-----------|-----------------------|-----------|-------------|-------------|----------|-------------|-------------|-----------|
| | OPERATING RANGE | NOMINAL V | SPEED rpm | CURRENT A | SPEED rpm | CURRENT A | TORQUE g.cm | TORQUE mN.m | OUTPUT W | TORQUE g.cm | TORQUE mN.m | CURRENT A |
| RE-140RA-2270 | 1.2~3.0 | 1.5 | 8200 | 0.21 | 6230 | 0.66 | 6.7 | 0.66 | 0.43 | 28 | 2.75 | 2.1 |
| RE-140RA-12240 | 2.0~4.0 | 3.0 | 4800 | 0.05 | 3546 | 0.14 | 4.4 | 0.43 | 0.16 | 17 | 1.67 | 0.4 |
| RE-140SA-2455 | 1.5~4.0 | 3.0 | 14600 | 0.32 | 11500 | 1.20 | 15 | 1.47 | 1.77 | 75 | 7.36 | 4.45 |

